

Customer Information Sheet

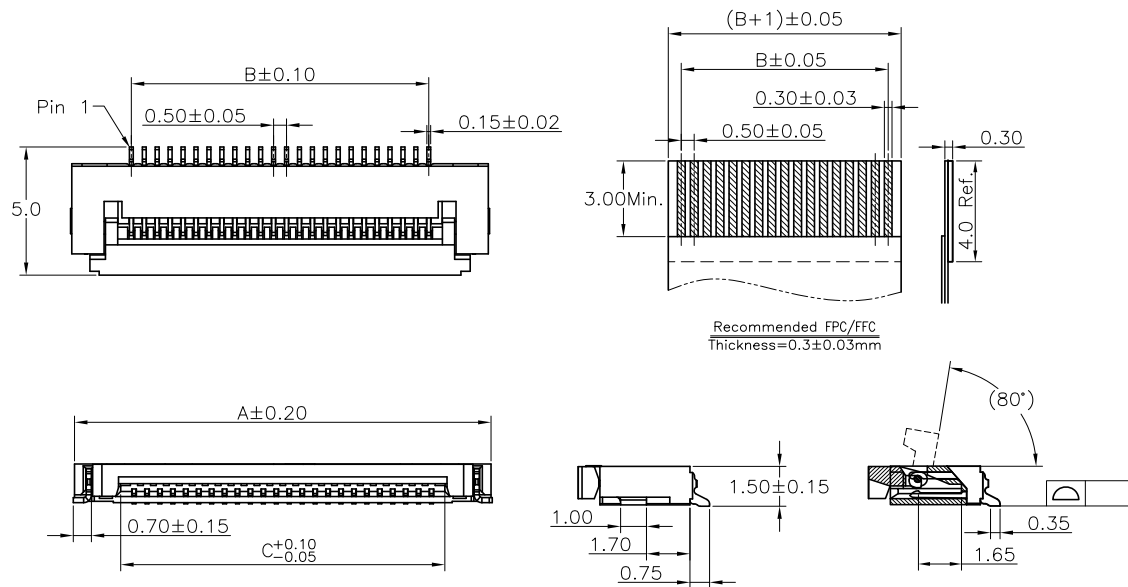
IF IN DOUBT - ASK



NOT TO SCALE

THIRD ANGLE PROJECTION

ALL DIMENSIONS IN mm



NOTES:

1. MATERIAL

HOUSING: HIGH-TEMP PLASTIC, UL 94V-O, COLOUR: NATURE
ACTUATOR: HIGH-TEMP PLASTIC, UL 94V-O, COLOUR: BLACK
TERMINAL: COPPER ALLOY
PEG: COPPER ALLOY

2. PLATING:

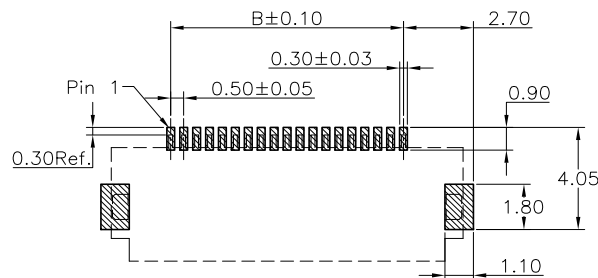
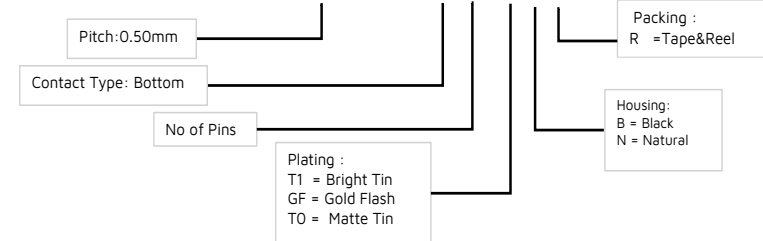
CONTACT: GOLD OR TIN PLATED ON NICKEL OVERALL
PEG: TIN PLATED ON NICKEL OVERALL

3. RATING:

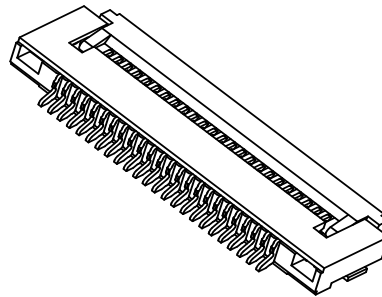
CURRENT RATING: 0.5A AC/DC
VOLTAGE RATING: 50V AC/DC
TEMPERATURE RANGE: $-45^\circ\text{C} \sim +85^\circ\text{C}$

PART NUMBER

MM FPC 050 - 001 - B XX XX X R



Recommended P.C.B. Layout
Total tolerance: ± 0.05 mm



Remark: * Pin not available, tooling required.

PIN No.	Dimensions (mm)			PIN No.	Dimensions (mm)			PIN No.	Dimensions (mm)		
	A	B	C		A	B	C		A	B	C
4	6.20	1.50	2.53	23 *	15.70	11.00	12.03	42 *	25.20	20.50	21.53
5 *	6.70	2.00	3.03	24	16.20	11.50	12.53	43 *	25.70	21.00	22.03
6	7.20	2.50	3.53	25 *	16.70	12.00	13.03	44 *	26.20	21.50	22.53
7 *	7.70	3.00	4.03	26	17.20	12.50	13.53	45	26.70	22.00	23.03
8	8.20	3.50	4.53	27 *	17.70	13.00	14.03	46 *	27.20	22.50	23.53
9	8.70	4.00	5.03	28	18.20	13.50	14.53	47 *	27.70	23.00	24.03
10	9.20	4.50	5.53	29 *	18.70	14.00	15.03	48 *	28.20	23.50	24.53
11	9.70	5.00	6.03	30	19.20	14.50	15.53	49	28.70	24.00	25.03
12	10.20	5.50	6.53	31 *	19.70	15.00	16.03	50	29.20	24.50	25.53
13	10.70	6.00	7.03	32	20.20	15.50	16.53	51	29.70	25.00	26.03
14	11.20	6.50	7.53	33 *	20.70	16.00	17.03	52 *	30.20	25.50	26.53
15	11.70	7.00	8.03	34	21.20	16.50	17.53	53	30.70	26.00	27.03
16	12.20	7.50	8.53	35	21.70	17.00	18.03	54	31.20	26.50	27.53
17	12.70	8.00	9.03	36	22.20	17.50	18.53	55 *	31.70	27.00	28.03
18	13.20	8.50	9.53	37 *	22.70	18.00	19.03	56 *	32.20	27.50	28.53
19	13.70	9.00	10.03	38 *	23.20	18.50	19.53	57	32.70	28.00	29.03
20	14.20	9.50	10.53	39	23.70	19.00	20.03	58 *	33.20	28.50	29.53
21 *	14.70	10.00	11.03	40	24.20	19.50	20.53	59 *	33.70	29.00	30.03
22 *	15.20	10.50	11.53	41	24.70	20.00	21.03	60	34.20	29.50	30.53

CS	1	11FEB25	--
NAME	ISS.	DATE	CN/CO
APPROVED: WALKER/MEIZY			
CHECKED: THIRI			
DRAWN: CS			

HARWIN

www.harwin.com

TOLERANCES
X. = ± 0.50 mm
X.X = ± 0.25 mm
X.XX = ± 0.15 mm
X.XXX = ± 0.08 mm
ANGLES = $\pm 2^\circ$
UNLESS STATED

THIS DRAWING AND ANY INFORMATION OR DESCRIPTIVE MATTER SET OUT HEREON ARE CONFIDENTIAL AND COPYRIGHT PROPERTY OF THE HARWIN GROUP AND MUST NOT BE DISCLOSED, LOANED, COPIED OR USED FOR MANUFACTURING, TENDERING OR FOR ANY OTHER PURPOSE WITHOUT THEIR WRITTEN PERMISSION.

MATERIAL & FINISH:

SEE ABOVE

TITLE:

0.50mm Pitch 1.5H FPC R/A SMT Easy-On
Conn-Bottom Contact

DRAWING NUMBER:

MMFPC050-001-BXXXXXR

SHT
1
OF
1